



KONYA  
TECHNICAL UNIVERSITY  
**DISTANCE EDUCATION**  
**APPLICATION AND RESEARCH CENTRE**  
1970

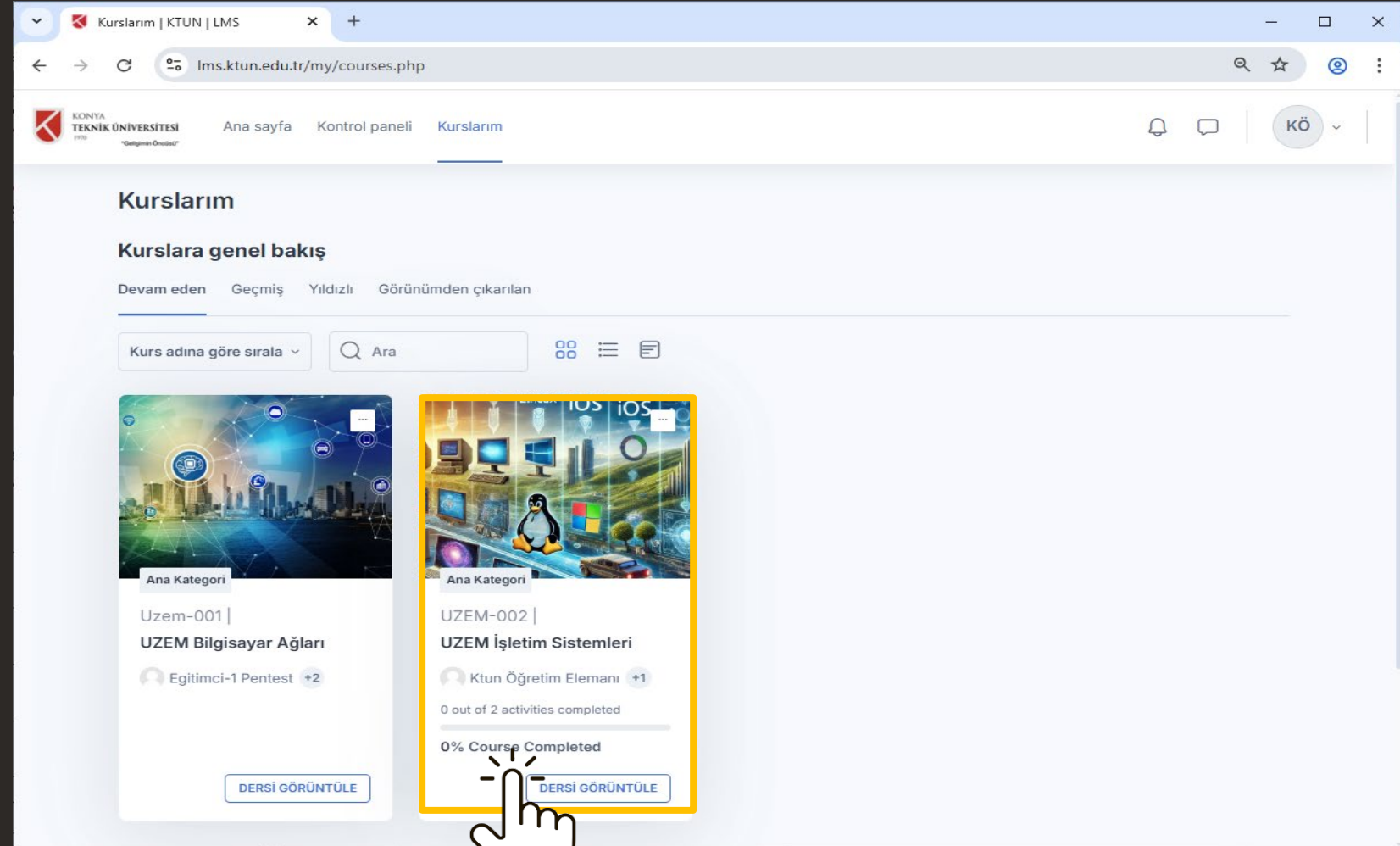
# STUDENT

**GUIDE TO JOINING LIVE CLASSES  
IN THE DISTANCE LEARNING SYSTEM**

# Joining a Live Class

01

After logging into the Distance Learning System (LMS), select the course you want to join for the live class.



The screenshot shows a web browser window with the URL [lms.ktun.edu.tr/my/courses.php](https://lms.ktun.edu.tr/my/courses.php). The page is titled "Kurslarım" (My Courses) and displays a list of courses. The course "UZEM İşletim Sistemleri" (UZEM-002) is highlighted with a yellow border. A hand cursor is pointing at the "DERSİ GÖRÜNTÜLE" (View Course) button for this course. The course details for "UZEM İşletim Sistemleri" include the instructor "Ktun Öğretim Elemanı +1" and a progress bar showing "0 out of 2 activities completed" and "0% Course Completed".

# Joining a Live Class

02

Click on the **live class link** shared by the instructor.

The screenshot shows a web browser window displaying a course page for 'UZEM İşletim Sistemleri' (Operating System Concepts) on the Konya Technical University LMS. The page is in Turkish. The left sidebar contains a 'Menü' (Menu) with sections for 'DUYURULAR' (Announcements), '1. Hafta' (Week 1), '2. Hafta' (Week 2), '3. Hafta' (Week 3), and '4. Hafta' (Week 4). The main content area features a header for 'UZEM İşletim Sistemleri' and a 'DUYURULAR' section. A yellow box highlights the 'Canlı Ders Linki' (Live Class Link) section, which includes a link icon and the text 'Canlı Ders Linki'. Below this, there is a note: 'Her hafta bu ders linkini kullanarak derslere katılabilirsiniz.' (You can join the classes using this course link every week.) The bottom of the page shows a book cover for 'Operating System Concepts Tenth Edition'.



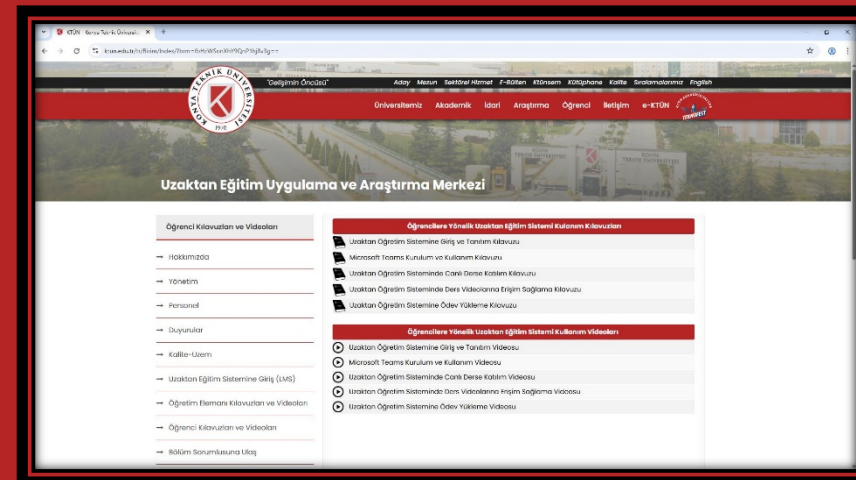
 To join live classes, you need to **sign in to the Teams application using the Microsoft Office 365 account credentials** provided to you by our university.



 If you do not have Microsoft Teams account credentials, you can email [destek@ktun.edu.tr](mailto:destek@ktun.edu.tr) .



**!** For installing the Teams application, refer to the "**Microsoft Teams Student User Guide**" under the "[Student Guides and Videos](#)" section on the Distance Learning page.

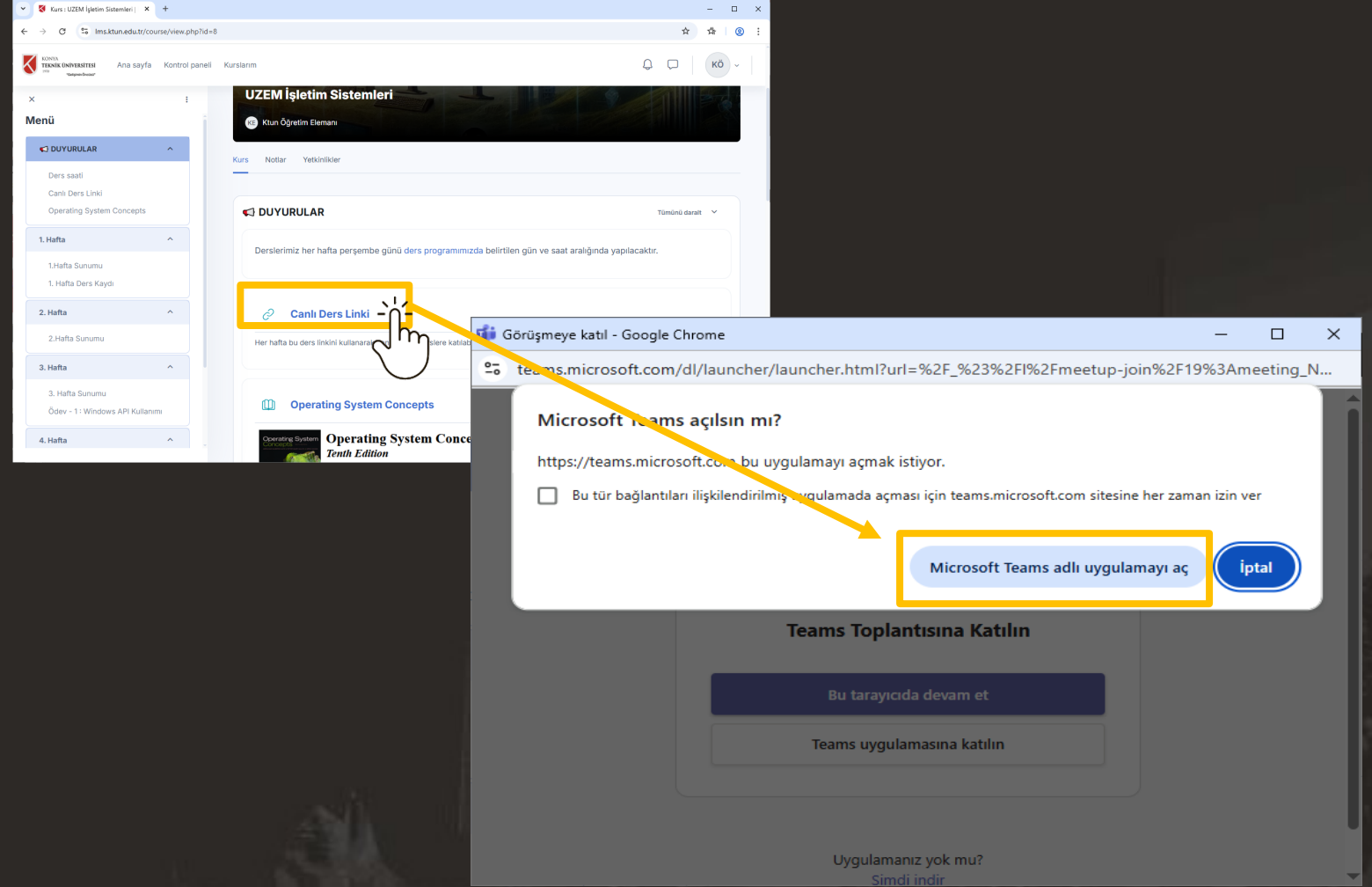


# Joining a Live Class

03

When you click the link to join the live class, the page shown on the right will appear.

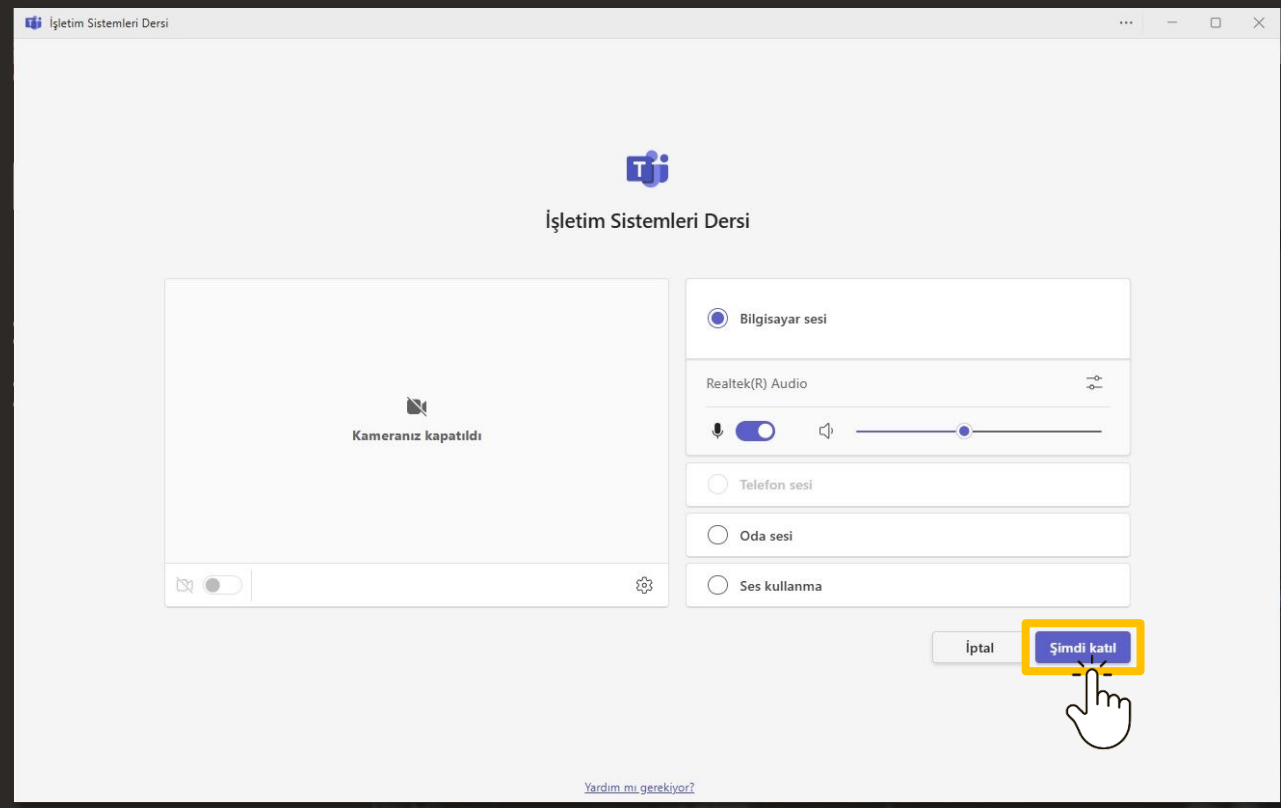
Click the "Open in the app named Microsoft Teams" option.



# Joining a Live Class

## 04

Click the "**Join Now**" button to enter the class.





KONYA  
TECHNICAL UNIVERSITY  
**DISTANCE EDUCATION  
APPLICATION AND RESEARCH CENTRE**  
1970



Rektörlük / Mimarlık ve Tasarım Fakültesi  
Akademi Mah. Yeni İstanbul Cad. No:235/1, Selçuklu/KONYA



<https://www.ktun.edu.tr>



[uzaktanogretim@ktun.edu.tr](mailto:uzaktanogretim@ktun.edu.tr)